

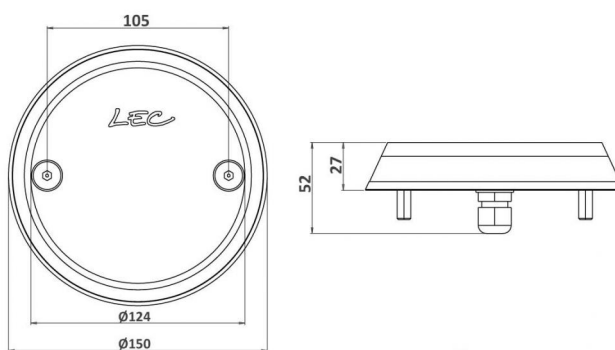
## 1406M

### ALMA

#### CARACTERISTICS

Light emission 210°

- Colourless anodised machined aluminium body
- Vandalproof organic glass window
- 316L Stainless steel screws
- Attaches directly to roadway or to recess plate (not available in 230V version)
- Supports occasional road traffic by any type of vehicle



Number of LEDs	6
Type of LEDs	Power LEDs. Contact us for hot countries.
Color(s)	Warm white 2700K (F), Warm white 3000K (E), Neutral white 4000K (N), Cool white 6000K (W), Red (R), Amber (O), Green (V), Blue (L), Royal blue (K)



Select your specific requirements with our product configurator, by filtering technical criteria at the following link:

<http://www.lec-lyon.com/1406mz-alma-r1926>

#### APPLICATION

-  Marker-lighting




#### CONFIGURATEUR.EMPLACEMENT

-  Wall lights
-  Ground recessed fittings





#### CARACTERISTICS

Weight : 780 g



#### Options of luminous effects

-  faisceau incliné bas
-  Non adjustable
-  Transparent flat window



#### Power supply - Control

-  Cable length: 1 m
-  **Integrated :** 24V-Non dimmable, 24V-PWM
-  **Remote :** 24V-0/10V, 24V-DMX, 24V-DALI
-  **Integrated :** 230V-Non dimmable, 230V-0/10V

#### Material

-  Anodised glazed aluminium
-  Vandalism-proof organic glass

#### Mechanical strength - Waterproofness

-  Protrusion which is an obstacle for 2-wheels vehicles and pedestrians. The unit should be permanently lit to draw attention to the obstacle.
-  Withstands random all vehicles traffic
- IK10** Resists impacts up to IK10
- 20J** 20J
- IP67** Tight for temporary immersion